


YOUR PACK SHOULD INCLUDE:

- 1x Metal Clamp (in 2 halves)
- 2x Plastic Inserts
- 2x Fixing Screws
- 1x Allen Key Bolt
- 1x Allen Key




STEP 1:

Attach plastic inserts to clamp halves.




STEP 2:

Position first clamp section and secure to surface using fixing screws.



STEP 3:

Take second clamp section, add the allen key bolt and position against the first section.



STEP 4:

Insert acrylic screen and tighten allen key bolt with the allen key.

